

# Elektronische Informationssysteme in der Normungsarbeit

Expert Management System

Martin Steiner  
Technischer Referent  
OVE Standardization



## EXPERT MANAGEMENT SYSTEM

- Informationen über Mitglieder in den Komitees
  - Verwaltung der eigenen Kontaktdaten
  - Direkter Zugriff auf die Expertenlisten jener Komitees in welchen man selbst Experte ist
  - Zugriff auf die Expertenlisten aller Komitees über Auswahl- Menüs

## Einstiegsmöglichkeit

Server	Expert Management System
<a href="http://www.ove.at">www.ove.at</a> - OVE-Kompass für Normung	X
<a href="http://www.cencenelec.eu">www.cencenelec.eu</a>	X
<a href="http://www.iec.ch">www.iec.ch</a>	X

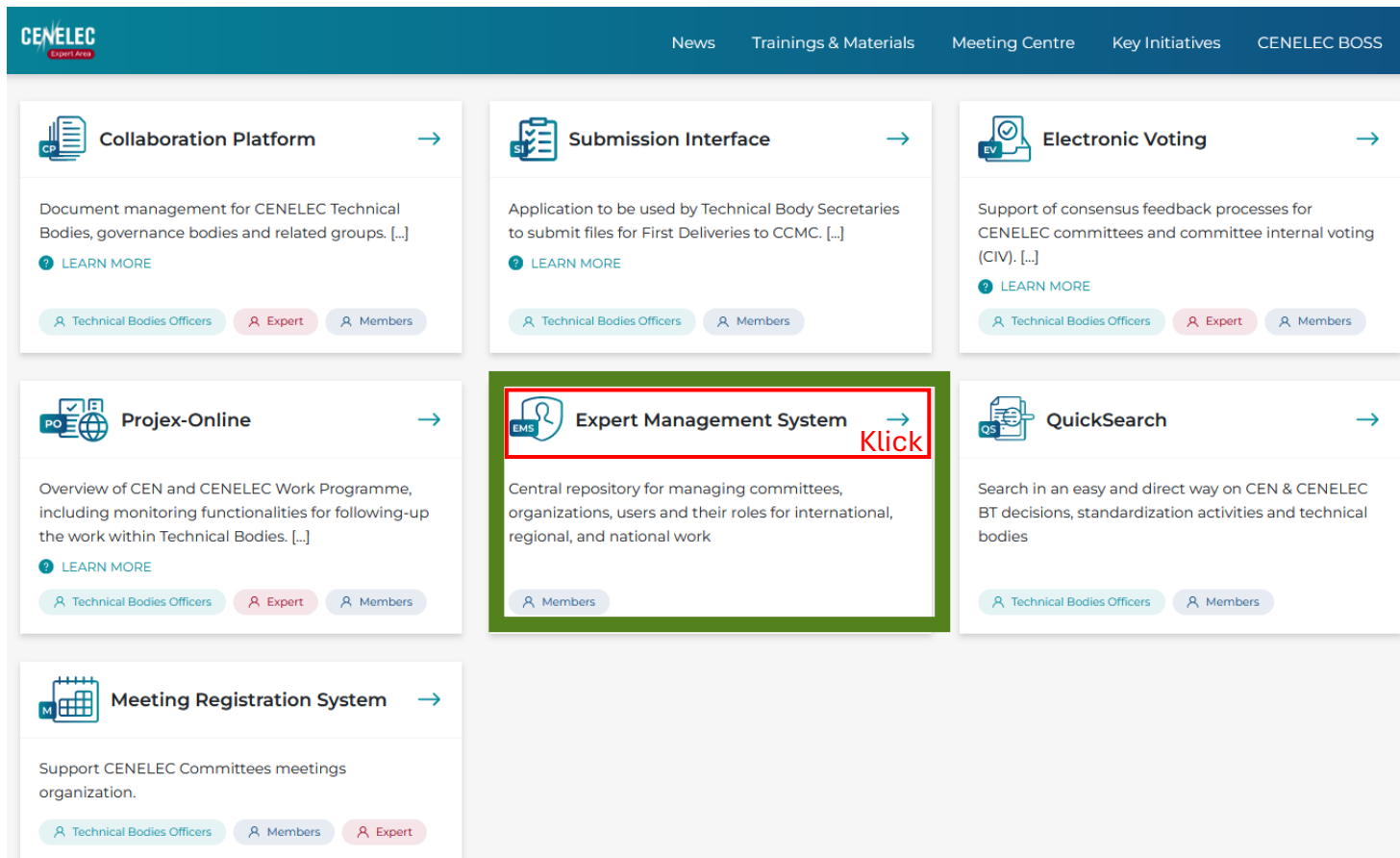
**Für das Expert Management ist die Anmeldung mit den Zugangsdaten erforderlich.  
Zugangsdaten erhalten alle Experten die in ein Gremium aufgenommen wurden.**

# Einstieg über die CENELEC Homepage www.cencenelec.eu

The screenshot shows the CENELEC homepage with a dark teal header. The header contains navigation links: 'About CEN', 'About CENELEC', and 'Contact Us' on the left; 'Search Standards' with a magnifying glass icon on the right; and a 'MY EXPERT AREA' dropdown menu with a person icon, which is highlighted by a green box and a green arrow. The dropdown menu lists 'CEN Expert Area' and 'CENELEC Expert Area'. Below the header is the CENELEC logo and a navigation bar with 'EUROPEAN STANDARDIZATION', 'GET INVOLVED', and 'AREAS OF WORK'. The main content area features a large blue background with a hand holding a tablet displaying a network diagram and chemical structures. The text 'Welcome to our new website' is prominently displayed. Below this, a paragraph describes CEN and CENELEC as business catalysts. At the bottom, there are two buttons: 'ABOUT CEN' and 'ABOUT CENELEC'. Navigation arrows are visible in the bottom right corner of the main content area.



# Einstieg über die CENELEC Homepage www.cencenelec.eu



The screenshot shows the CENELEC Expert Area homepage with a dark teal header. The header contains the CENELEC logo and navigation links: News, Trainings & Materials, Meeting Centre, Key Initiatives, and CENELEC BOSS. Below the header are several service tiles, each with an icon, title, description, a 'LEARN MORE' link, and user role filters. The 'Expert Management System' tile is highlighted with a green border and a red box around its title and icon, with the word 'Klick' written in red next to the arrow icon.

Service	Description	User Roles
Collaboration Platform	Document management for CENELEC Technical Bodies, governance bodies and related groups. [...]	Technical Bodies Officers, Expert, Members
Submission Interface	Application to be used by Technical Body Secretaries to submit files for First Deliveries to CCMC. [...]	Technical Bodies Officers, Members
Electronic Voting	Support of consensus feedback processes for CENELEC committees and committee internal voting (CIV). [...]	Technical Bodies Officers, Expert, Members
Projex-Online	Overview of CEN and CENELEC Work Programme, including monitoring functionalities for following-up the work within Technical Bodies. [...]	Technical Bodies Officers, Expert, Members
Expert Management System	Central repository for managing committees, organizations, users and their roles for international, regional, and national work	Members
QuickSearch	Search in an easy and direct way on CEN & CENELEC BT decisions, standardization activities and technical bodies	Technical Bodies Officers, Members
Meeting Registration System	Support CENELEC Committees meetings organization.	Technical Bodies Officers, Members, Expert

# Einstieg über die IEC Homepage www.iec.ch

The screenshot shows the IEC website homepage. At the top, there is a navigation bar with links for 'Advanced search', 'Webstore', 'e-tech', 'Online learning', 'Contact us', and 'My IEC'. Below this is the IEC logo and the text 'International Electrotechnical Commission'. A red '1.' and 'Mouse over' annotation points to the 'Standards development' link in the main navigation menu. A green circle highlights this link. Below the menu, a dropdown menu is visible with the following items: 'Understanding standards', 'List of TC/SCs', 'TC/SCs facts and figures', 'TC tools', and 'TC/SCs resource area'. A red '2.' and 'Klick' annotation with a green arrow points to the 'TC/SCs facts and figures' item. The main content area features a large blue background with a green power button icon and the text 'IEC everywhere for a safer and more efficient world'. At the bottom, there are several featured articles: 'AI with Trust', 'Global Impact Fund', 'IEC and UN SDGs', and 'IEC e-tech'. The browser's address bar shows 'https://www.iec.ch/standards-development' and the system tray at the bottom indicates the date and time as 20.04.2022, 15:52.

# Einstieg über die IEC Homepage www.iec.ch

The screenshot shows the IEC website navigation bar with links for Advanced search, Webstore, e-tech, Online learning, Contact us, and My IEC. Below the navigation bar is the IEC logo and a menu with categories: Standards development, Conformity assessment, Where we make a difference, Who benefits, News & resources, Programmes & initiatives, and Who we are. A breadcrumb trail reads: Home / Standards development / TC tools. The main content area features a large image with the title "TC tools" and the text: "IEC has developed a number of online tools and services designed to help everyone with their daily activities". Below this text is a link: "For technical support please contact us ->". The image background contains various icons representing different tools and services.

Important information regarding meetings during COVID-19

Collaboration Platform

[Read the guide](#)

[Access here](#)

Web conferencing

[Read the guide](#)

[Access here](#)

Meeting registration system

[Read the guide](#)

[Access here](#)

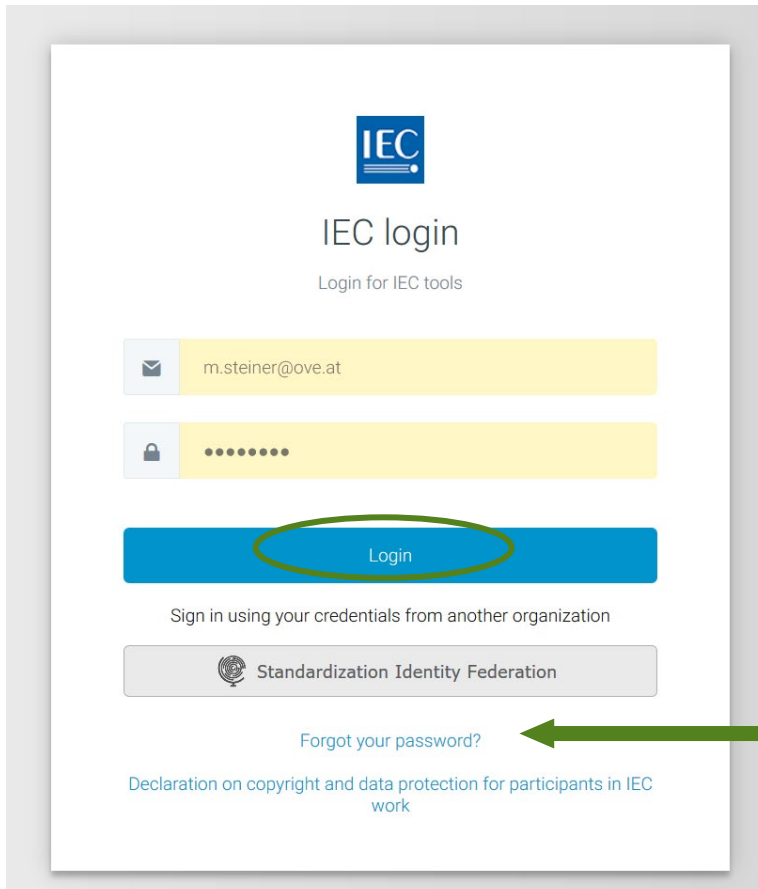
Expert management system

[Read the guide](#)

[Access here](#)

**Klick**

# Anmeldung bei allen Tools erforderlich



IEC  
IEC login  
Login for IEC tools

m.steiner@ove.at

.....

Login

Sign in using your credentials from another organization

Standardization Identity Federation

[Forgot your password?](#)

[Declaration on copyright and data protection for participants in IEC work](#)

Für alle Tools ist die Anmeldung mit Ihren Zugangsdaten erforderlich.


1. Mit Ihrer E-Mail Adresse als Loginname.
2. Mit Ihrem gewählten Passwort.
3. Ihre Login Daten sind am OVE, CENELEC und IEC Server gleich.

**Zugangsdaten erhalten alle Personen die in ein Normengremium aufgenommen wurden.**

**Über „Forgot your password“ können Personen die in ein Gremium aufgenommen wurden beim Ersteinstieg Ihr Passwort festlegen.**


Zugriff auf die eigenen Kontaktdaten

### Key EMS Features



**Global Search**


Search and filter data across Users and Committees, within your membership or globally.

**Klick** 

**My Profile**

Manage your personal data and review your assigned roles and permissions.

### My Activities



Meetings Open for Registration **37**

[View Available Meetings](#)



Online Learning Platform courses **0**

[Browse IEC Academy](#)

# Eigene Kontaktdaten aktualisieren

IEC Expert Management System  
International Electrotechnical Commission

Go Back to old EMS Home Menu Help Max Muster

Global Search My Profile Committees My Activities IEC Applications


### My Profile

Manage your personal data and review your assigned roles and permissions.

#### Max Muster

International Expert

Active



Austria  
m.steiner@cnet.at

OVE Roles 2  
IEC Permissions 8  
CLC Permissions 9

Details Roles Permissions Activities

Change Password Change Authenticator **Edit Details** **Klick**

#### General Details

Expert Type	Title	Salutation
International Expert	Mr	-
First Name	Middle Name	Last Name
Max	-	Muster
E-mail address	National Committee	Login
m.steiner@cnet.at	Austria	at-max-mus
Remarks		
-		

#### Company

Name	IEC Stakeholder Category	Regional Stakeholder Category
Consultant	Industry and commerce	SMEs

IEC Expert Management System  
International Electrotechnical Commission

Global Search | **My Profile** | Committees | My Activities | IEC Applications

### My Profile

Manage your personal data and review your assigned roles and permissions.

**Max Muster**  
International Expert  
**Active**

**Austria**  
m.steiner@cnet.at

**OVE Roles** 2  
**IEC Permissions** 8  
**CLC Permissions** 9

Your IEC Website NC Dashboard  
IEC Copyright Notice (2025-01-29)

**Details** | Roles

**General Details**

Expert Type: International Expert

First Name: Max

E-mail address: m.steiner@cnet.at

National Committee: Austria

Remarks: -

**Company**

Name: Consultant

**Address**

Alle Daten in grau hinterlegten Feldern sind änderbar.  
Eine Namensänderung kann selbst nicht durchgeführt werden, dazu ist der Kontakt zum OVE notwendig.

durchgeführte Änderungen mit „Save Changes“ übernehmen

### Edit Details

21 of 750

**Post Code**  
1110

**Town**  
Wien

**State / Province**

**Country / Economy**  
Austria

**Contact**

**Phone number**  
Enter your phone number starting with +, followed by your country code and phone number

**Mobile**

**Cancel** **Save Changes**

Klick

# Passwort ändern

IEC Expert Management System  
International Electrotechnical Commission

Go Back to old EMS Home Menu Help Max Muster

Global Search My Profile Committees My Activities IEC Applications


### My Profile

Manage your personal data and review your assigned roles and permissions.

#### Max Muster

International Expert

Active



Austria  
m.steiner@cnet.at

OVE Roles 2  
IEC Permissions 8  
CLC Permissions 9

Details Roles Permissions Activities

**Change Password** Change Authenticator Edit Details

#### General Details

Expert Type	Title	Salutation
International Expert	Mr	-
First Name	Middle Name	Last Name
Max	-	Muster
E-mail address	National Committee	Login
m.steiner@cnet.at	Austria	at-max-mus

Remarks

-

#### Company

Name	IEC Stakeholder Category	Regional Stakeholder Category
Consultant	Industry and commerce	SMEs

Ändern des eigenen Passworts



Klick





### Change password

[Password](#) [Authenticator](#) [My Iec](#) [Sign out](#)

at-max-mus

Password **Klick** 

New password **Klick** 

Confirmation **Klick** 

**Klick** [Change password](#)

To keep your account secure, your password must meet the following requirements:

- At least 12 characters long
- Include 1 special character (e.g., !, @, #)
- Include 2 digits
- Include 1 uppercase letter

Please make sure your new password follows all these rules before saving it.



Bestehendes Passwort eintragen



Neues Passwort eintragen



Durchgeführte Änderung speichern

# Mitglieder eines Komitees in dem man aufgenommen wurde

IEC Expert Management System  
International Electrotechnical Commission

Go Back to old EMS Home Help Max Muster

Global Search My Profile Committees My Activities IEC Applications

## My Profile

Manage your personal data and review your assigned roles and permissions.

**Max Muster**  
International Expert  
Active

MM

Austria  
m.steiner@cnet.at

OVE Roles 2  
IEC Permissions 8  
CLC Permissions 9

Details **Roles** Permissions Activities

Please contact your [National Committee Administrator](#) in case you would like to modify your access rights.

OVE

Q Go

Category	Role	Committee	Name
OVE	Experte	<a href="#">TK GMT</a>	Generatoren, Motoren, Transformatoren
OVE	Experte	<a href="#">TK TM</a>	Traktion und Motorik

1 - 2 of 2

1. Klick

2. Klick

Gewünschtes Komitee auswählen

IEC Expert Management System

TK GMT

Category: OVE Parent: TK GMT Label: TK GMT Name: Generatoren, Motoren, Transformatoren

Committee Participants Officers

Number of Records: 181 [Export Excel](#)

Label	Function	Last Name	First Name	NC/Organization	E-mail address
TK GMT	Experte	In diesem Bereich werden die Familien-namen der Mitglieder des Komitees angezeigt. Beim klicken eines Namens wird der Kontaktblock der Person angezeigt	Paul	Austria	In diesem Bereich werden die E-Mailadressen der Mitglieder des Komitees angezeigt
TK GMT	Experte		Raphael	Austria	
TK GMT	Experte		Stefan	Austria	
TK GMT	Experte		Markus	Austria	
TK GMT	Experte		Martin	Austria	
TK GMT	Experte		Peter	Austria	
TK GMT	Experte		Thomas	Austria	
TK GMT	Experte		Erwin	Austria	
TK GMT	Experte		Michael	Austria	
TK GMT	Experte		Thomas	Austria	
TK GMT	Experte		Werner	Austria	
TK GMT	Stv. Vorsitzender		Kurt	Austria	
TK GMT	Experte		Robert	Austria	

Close



### IEC Committees

Label	Name En
<a href="#">TC 1</a>	Terminology
<a href="#">TC 2</a>	Rotating machinery
<a href="#">TC 3</a>	Documentation, graphical symbols and representations of technical information
<a href="#">TC 3/SC 3C</a>	Graphical symbols for use on equipment
<a href="#">TC 3/SC 2B</a>	Classes, Properties and Id
<a href="#">TC 4</a>	
<a href="#">TC 5</a>	Steam turbines
<a href="#">TC 7</a>	Overhead electrical conductors
<a href="#">TC 8</a>	System aspects of electrical energy supply
<a href="#">TC 8/SC 8A</a>	Grid Integration of Renewable Energy Generation
<a href="#">TC 8/SC 8B</a>	Decentralized electrical energy systems
<a href="#">TC 8/SC 8C</a>	Network Management in Interconnected Electric Power Systems
<a href="#">TC 9</a>	Electrical equipment and systems for railways
<a href="#">TC 10</a>	Fluids for electrotechnical applications
<a href="#">TC 11</a>	Overhead lines
<a href="#">TC 13</a>	Electrical energy measurement and control
<a href="#">TC 14</a>	Power transformers
<a href="#">TC 15</a>	Solid electrical insulating materials
<a href="#">TC 17</a>	High-voltage switchgear and controlgear

Gewünschtes Komitee auswählen

Für Komitees, in denen man nicht aufgenommen wurde, sind die Kontaktdaten der Komiteemitglieder nicht aufrufbar.

TC 4

Category: IEC Parent: TC 4 Label: TC 4 Name: Hydraulic turbines

Committee Participants Officers Statistics

Number of Records: 335

Export Excel

Last name

starts with

Go

Email Address

starts with

Go

Label

- TC 4 (12)
- TC 4/MT 28 (26)

Label	Function	Last Name	First Name	NC/Organization	E-mail address
TC 4	AFNOR Contact	ABNER	Stéphane	France	
TC 4	Editor	Ardiri	Mélanie	IEC Secretariat	
TC 4	Technical Officer	Chiah	Anson	IEC Secretariat	
TC 4	Standards Project Administrator	Ching	Amelyn	IEC Secretariat	
TC 4	Assistant Secretary	Ethier	Daniel	Canada	
TC 4	Secretary	Geraghty	Christine	Canada	
TC 4	Liaison (Incoming from ISO/TC 108/SC 2)	Hubbard	Andrew	International Organization for Standardization	
TC 4	Liaison (Outgoing to ISO/TC 339)	JOUSSOT	Ludovic	France	
TC 4	Chair	Maruzewski	Pierre	France	
TC 4	Liaison (Incoming from ISO/TC 108/SC 2)	Schwaericke	Felix	International Organization for Standardization	
TC 4	Liaison (Incoming from TC 57)	Wejander	Erik	Sweden	
TC 4	Liaison (Incoming from TC 114)	Wu	Zhiding	China	
TC 4/MT 28	Member	BADINA	Carmen	France	